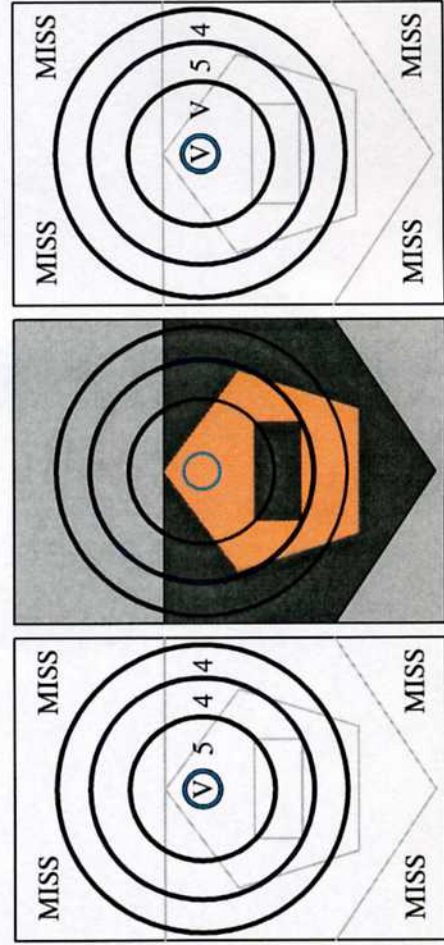

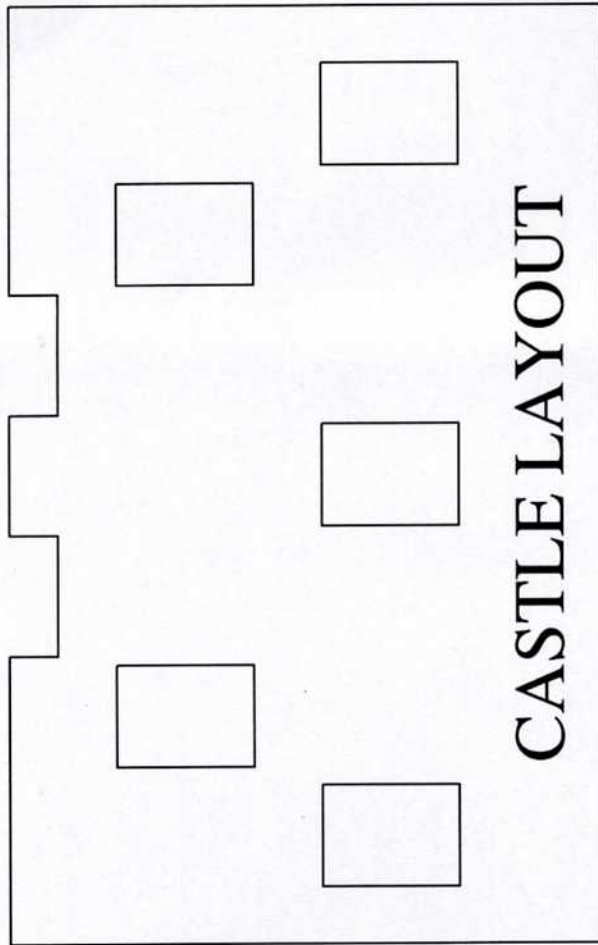


DORKING McQUEEN



PROCEDURE

- 1 UP TO 10 SIGHTING SHOTS ON A HAND HELD FIG 12 MARKED INDIVIDUALLY
- 2 RIFLE MADE READY WITH 10 ROUNDS IN PRONE POSITION
- 3 THE TARGET WILL MAKE 10 APPEARANCES OF 3 SECONDS, WITH IRREGULAR INTERVALS OF BETWEEN 5 AND 20 SECONDS. EACH APPEARANCE OF THE TARGET WILL BE AT ONE OF THE 7 TARGET POSITIONS SHOWN ABOVE AND WILL VARY FOR EACH COMPETITOR
- 4 ONE SHOT TO BE FIRED AT EACH APPEARANCE
- 5 AFTER FIRING COMPETITORS WILL BE ASKED IF THERE ARE ANY PROTESTS
- 6 ONCE ANY PROTESTS ARE RESOLVED, TARGETS WILL BE SHOWN WITH SPOTTING DISKS AND SCORES READ OUT
- 7 SCORING AS INDICATED LEFT. SCORES WILL BE V, 5 OR 4. ANY SHOTS OUTSIDE THE 8" RING ARE SCORED AS 0